




Installation Manual Double DIN Kit

Standard: 381275-02

Rubber-Touch: 391275-02

• SsangYong Rexton II 2006→


Compatible with DIN devices



Double DIN Set contents

- (1) Metal Frame
- (2) Installation Kit
- (3) Facia Plate / Mounting frame

Installation Manual Double DIN Kit 381275-02 / 391275-02




1. Remove the panel under the climate control panel.




2. Remove the speaker grill on top of the dashboard. Remove the two which have become visible.

Remove the front panel.




3. Remove the original bracket. This is tighten by screws.



(sample photo)

Mount the metal brackets to the double DIN head unit.



(sample photo)

The position of the copper coloured holder can be adjusted to your needs for perfect fit. (see sample)



4. Place the 2-Din metal bracket and tighten the bracket by screws.



5. Place the headunit and replace all the panels.